



Veterinary Professional Development



First Class Continuing Education Worldwide

Equine Workshops Europe 2025



INDUSTRY PARTNERS

Global Industry Partners



Boehringer Ingelheim's Industry Partnership excludes VetPD's Destination Events

"VetPD's Online Learning is the single best quality and value-for-money out there, worldwide. Nothing else comes even close!"

Dr. Bruce Bladon, Donnington Grove Equine Vets, UK

VETERINARY PARTNERS



Ultrasound-Guided Orthopaedic Injection Techniques & Therapies

Sat 15 - Sun 16 February Hevosklinikka Equivet Oy, Helsinki, Finland
Fri 28 - Sat 29 March Pferdekllinik Seeburg, Berlin, Germany
Fri 28 - Sat 29 November Liphook Equine Hospital, Guilford, UK

Developed for equine practitioners with an interest in lameness and poor performance investigation to advance their practical skills of performing ultrasound-guided orthopaedic injections and minimally invasive ultrasound-assisted surgical techniques. Under the guidance of internationally recognised experts, attendees will train on innovative equine anatomic replica simulators, only available on VetPD courses, as well as on specimens in genuinely small-groups (2-4 vets/machine).

Roger Smith MA, VetMB, PhD, DEO, FHEA, Dipl.ECVSMR, Dipl.ECVS, ECVDI Assoc., FRCVS – Royal Veterinary College, UK
Henk van der Veen DVM, Cert.ISELP – Lingehoeve Diergeneeskunde, The Netherlands
David Stack MVB, MSc, DVMS, FHEA, Dipl.ECVS, MRCVS – University of Liverpool, UK
Jonathan Anderson BVM&S, Dipl.ACVS, MRCVS – Rainbow Equine Hospital, UK



Advanced Ophthalmology

Fri 24 - Sat 25 October Tiergesundheitszentrum Isernhagen, Hannover, Germany

This course was devised for equine practitioners with a good working knowledge in equine ophthalmology and provides an update on recently developed cutting-edge diagnostic/therapeutic techniques and medications. The 7 hours of workshops will allow attendees to hone their practical skills on live horses and specimens in true small groups under the watchful eye of some of the most highly respected and experienced equine ophthalmologists worldwide.

Dennis Brooks DVM, PhD, Dipl.ACVO – University of Florida, USA
Michala de Linde Henriksen DVM, PhD, Dipl. ACVO – North Caroline State University, USA

Advanced Mare Reproduction

Fri 29 - Sat 30 August Klinische Zentrum für Reproduktion, Vienna, Austria

This practical course is aimed at practitioners with a good working knowledge in the field of equine mare reproduction and provides a critical update on the management of mares for artificial insemination, on different causes that lead to mares being barren and how to investigate and treat these problems (incl. hysteroscopy). The 2nd day will focus on the pregnant mare with management of twin pregnancies, foetal sexing, different pregnancy-related problems and peri-partum emergencies (incl. dystocia & retained foetal membranes etc.) The 7 hours of practical / case-based sessions will give attendees plenty of opportunity to put theory into practice on barren-pregnant mares in small groups (2 - 4 attendees per ultrasound machine).

James Crabtree BVM&S, CertEM(StudMed), FRCVS – Equine Reproductive Services, UK
Anthony Claes DVM, PhD, Dipl.ACT – Utrecht University, The Netherlands
Christine Aurich Ao.Univ.-Prof., Dipl.ECAR, Dr.med.vet. – Vetmeduni Vienna, Austria





RACE
Approved

Exclusive Equine Ski Adventure

18 - 23 January 2025, Spa Hotel Seiblishof****, Ischgl
near Innsbruck, Austrian Alps

Ophthalmology
Distal Limb Imaging: Ultrasound, Radiography, CT
Regenerative Medicine incl. Imaging-Guided Injection
Orthopaedics: Lameness Investigation, Rehabilitation & Emergencies
Internal Medicine: Management of Medical Emergencies & the Neonate
Poor Performance: Upper Limb & Axial Skeleton

- Included in the 5 days are:
- 20 hours of cutting-edge lectures & case discussions (RACE Approved)
 - 24+ hours of skiing

Dr. Lauren Schnabel	DVM, PhD, Dipl.ACVS, Dipl.ACVMR – North Carolina State University, USA
Dr. Kurt Selberg	MS, DVM, Dipl.ACVR – Colorado State University, USA
Dr. Bettina Dunkel	DVM, PhD, Dipl.ACVM, Dipl.ECEIM, Dipl.ACVECC, FHEA, MRCVS – Royal Veterinary College, UK
Dr. Silvia Stadler	Dr.Med.Vet, Dipl.ACVO, Fachtierärztin Pferde (Austria) – Tillysburg Equine Clinic, Austria



Modern Diagnostic & Therapeutic Techniques in Equine Dentistry

Fri 7 - Sat 8 March Stephansmühle Medizinisches Pferdezentrum, Nuremberg, Germany
Fri 19 - Sat 20 September Tierklinik Leimental, Basel, Switzerland

Developed for practitioners with experience in the field of equine dentistry this course provides a comprehensive overview on diagnostic and therapeutic techniques through lectures and extensive workshops (7hrs, 2-3 vets per specimen) covering oral examination, radiography, motorized rasping, local anaesthetic techniques, periodontal therapies & incisor, canine and cheek tooth extraction techniques.

Rob Pascoe
Elke Pollaris

BVSc, F/NCED, Dipl.AVDC(Eq), FRCVS – Equine Dentistry Referrals Ltd, UK
MSc, PhD, Dipl.EVDC(Eq) – Morette Equine Care Clinic, Belgium



Oral Dental Extraction Techniques (max. 24 vets)

Fri 31 Oct - Sat 1 November Veterinární Klinika Heřmanův Městec, Pardubice, Czech Republic
Fri 28 - Sat 29 November Pferdeklínik Seeburg, Berlin, Germany

This 2-day highly practical boutique course (max. 24 attendees) is aimed at practitioners with a good working knowledge in equine dentistry who want to learn about various oral dental extraction techniques and how to apply them clinically. The specialists will share tips/tricks and pearls of wisdom especially during the 8 hours of practical sessions on equine specimens in true small groups (2-3 vets per specimen).

Rob Pascoe
Elke Pollaris
Alexis Leps

BVSc, F/NCED, Dipl.AVDC(Eq), FRCVS – Equine Dentistry Referrals Ltd, UK
MSc, PhD, Dipl.EVDC(Eq) – Morette Equine Care Clinic, Belgium
DVM, Res EVDC(Eq) – Ghent University, Belgium



Introduction to Advanced Surgical Dental Extraction Techniques (incl. MITR, MTE & Segmentation; max. 18 vets)

Fri 4 - Sat 5 April Pferdegesundheit Rhein Main, Frankfurt, Germany

This 2-day highly practical boutique course (max. 18 attendees) was devised for advanced practitioners with surgical experience and surgeons with a good working knowledge/experience in equine dentistry, specifically with dental extractions. The world-renowned specialists will provide an overview on up-to-date surgical dental extraction techniques in horses, including minimally invasive trephination & repulsion (MITR), minimally-invasive transbuccal extraction (MTE) and dental segmentation. During the 9 hours of workshops in true small groups (2-3 vets per specimen) attendees will be able to further develop their surgical skills and familiarise themselves with modern MITR and MTE techniques under the close supervision of the highly experienced specialists.

Hubert Simhofer Dr.med.vet., Dipl.AVDC(Eq), Dipl.EVDC(Eq) – Equine Vets GmbH, Austria
Richard Reardon BVetMed(hons), MVM, PhD, FHEA, CertES(orth), Dipl.ECVS, Dipl.EVDC(Eq), MRCVS – The Equine Dental Clinic Ltd, UK
Elke Pollaris MSc, PhD, Dipl.EVDC(Eq) – Morette Equine Care Clinic, Belgium



Practical Cardiology for Equine Practitioners

Fri 21 - Sat 22 March

Hansekllinik für Pferde, Hamburg, Germany

This course was designed to provide both the required knowledge and practical skills for equine practitioners to become confident in diagnosing cardiac conditions and understanding their consequences for the horse and rider. Lectures on physical exam, auscultation, murmurs, arrhythmias, ECG analysis and echocardiography will provide the foundation for the close to 9 hours of hands-on workshops in small groups (max 4-6 participants per instructor) and case discussions on poor performance, pre-purchase evaluations, and questions of safety.

Virginia Reef

BA, DVM, Dipl.ACVM, Dipl.ACVMR, Cardiology, h.c. (Ghent University) – University of Pennsylvania, USA

Gunther van Loon

DVM, PhD, Dipl.ECEIM, Ass.Member ECVDI – Ghent University, Belgium

Fe ter Woort

DVM, DVSc, Dipl.ACVM, Dipl.ECVSMR – Equine Sports Medicine Practice, Belgium

Annelies Decloedt

DVM, PhD – Ghent University, Belgium

Charlotte Hopster-Iversen

Med.Vet, PhD, Dipl.ECEIM – University of Copenhagen, Denmark



Advanced Equine Cardiology (max. 24 vets)

Fri 26 - Sat 27 September

Pferdekllinik am Kirchberg GmbH, Munich, Germany

This course is aimed at equine clinicians with a good working knowledge of equine cardiology. The world-renowned speakers/instructors will cover heart murmurs, myocardial disease, tissue doppler imaging, echocardiography measurements, speckle tracking, 4D echocardiography, management of atrial fibrillation, right heart function, mapping/ablation of atrial arrhythmias and interpretation of exercising ECGs through lectures and 10 hours of echocardiography in small groups. (max. 4 participants per instructor) and interactive case-discussions.

Virginia Reef

BA, DVM, Dipl.ACVM, Dipl.ACVMR, Cardiology, h.c. (Ghent University) – University of Pennsylvania, USA

Gunther van Loon

DVM, PhD, Dipl.ECEIM, Ass.Member ECVDI – Ghent University, Belgium

Fe ter Woort

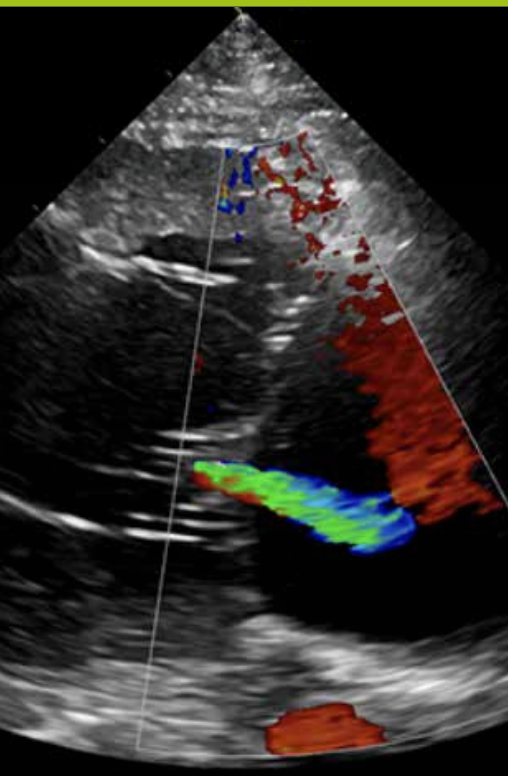
DVM, DVSc, Dipl.ACVM, Dipl.ECVSMR – Equine Sports Medicine Practice, Belgium

Annelies Decloedt

DVM, PhD – Ghent University, Belgium

Charlotte Hopster-Iversen

Med.Vet, PhD, Dipl.ECEIM – University of Copenhagen, Denmark



Internal Medicine Challenges for Advanced Practitioners

Fri 21 - Sat 22 February

Tiergesundheitszentrum Isernhagen, Hannover, Germany

This course was designed for equine practitioners with a good working knowledge in internal medicine. Each topic will be addressed via interactive case discussions allowing speakers to share pitfalls, erroneous clinical conclusions and useful tips and tricks.

The 7 hours of practical sessions on live horses/specimens will cover: Ultrasound-guided CSF collection, GI tract, liver & renal ultrasound (incl. biopsy techniques), arrhythmia/endocrine case discussions, respiratory endoscopy (incl. BAL/TW), ophthalmologic procedures & ocular ultrasound.

Gunther van Loon

DVM, PhD, Dipl.ECEIM, Ass.Member ECVDI – Ghent University, Belgium

Andy Durham

BSc, BVSc, CertEP, DEIM, Dipl.ECEIM, MRCVS – Liphook Equine Hospital, UK

Vikki Scott

BVetMed, MSc, Dipl.ACVM, MRCVS – University of Glasgow, Scotland



Hindlimb Lameness Diagnostics & Therapeutics Workshop

Fri 2 - Sat 3 May
Fri 26 - Sat 27 September

Tierklinik Leimental, Basel, Switzerland
Equi Vet Serwis, Poznań, Poland

Developed for equine veterinarians who have experience with lameness investigations, this practical course provides a critical overview of possible causes of hindlimb lameness, diagnostic anaesthetic strategies and how to interpret nerve and joint block results, via a regio-anatomic approach. Discussions on the upper hindlimb as a cause of lameness (hip joint, pelvic and sacroiliac problems) and on systemic and intra-articular joint therapies will round the course off. The 7 hours of practical and case-based sessions will give attendees plenty of opportunity to further their practical skills on live horses and limb specimens in small groups (2 – 4 people per ultrasound machine).

Roger Smith
Fran James

MA, VetMB, PhD, FHEA, DEO, Dipl.ECVS, Dipl.ECVSMR, ECVDIAssoc., FRCVS – Royal Veterinary College, UK
MA, VetMB, Dipl.ACVS, Dipl.ACVS MR, Dipl.ECVS, MRCVS – Newmarket Equine Hospital, UK



Sports Horse Medicine & Orthopaedics Workshop

Fri 4 – Sat 5 April

Pferdekllinik in Parsdorf, Munich, Germany

The world-renowned experts will provide an overview of new developments in sports horse medicine and orthopaedics and will share valuable tips and tricks and how they deal with challenging scenarios. The practical sessions on live horses will cover exercise testing (HR monitoring, ECG, lactate measurements etc.), ultrasound of the pastern region, digital flexor tendon sheath, fetlock, stifle, static and overground/dynamic endoscopy and different ways of using objective lameness evaluation in practice.

Andy Fiske-Jackson
Emmanuelle van Erck

BVSc, MVetMed, FHEA, Dipl.ECVS, MRCVS – Royal Veterinary College, UK
DVM, PhD, Dipl.ECEIM – Equine Sports Medicine Practice, Belgium

Donkey Medicine & Surgery

Fri 5 - Sat 6 September Stephansmühle Medizinisches Pferdezentrum, Nuremberg, Germany

This 2-day practical course is designed for veterinarians who want to advance their medical, orthopaedic, dental and surgical skills specific to donkeys. Under the watchful eye of internationally renowned specialists, attendees will be able to hone their practical skills on live donkeys and on specimens in true small groups (2-4 vets per ultrasound machine).

Patrick Pollock
David Sutton

BVMS, PhD, CertES(Soft Tissue), Dipl.ECVS, FHEA, FRCVS – University of Glasgow, UK
MA, VetMB, PhD, CertEM(IntMed), Dipl.ECEIM, MRCVS – University of Glasgow, UK



Equine Head Trauma & Sinus Access – A Practitioner's Approach

Fri 5 - Sat 6 December

Pferdegesundheit Rhein Main, Frankfurt, Germany

Head trauma/conditions are frequently encountered by 1st opinion veterinarians and a significant number of these cases can be appropriately dealt with in the field and don't require specialized equipment. This 2-day highly practical course covers head wounds, facial & jaw fractures, sinus & guttural pouch problems, oral & tongue lacerations, nasofrontal suture periostitis, oral and nasal foreign bodies etc.. The panel of internationally renowned specialists will discuss in detail how to triage horses appropriately and which cases can be treated within your own practice setting. The 7 hours of practical sessions will give attendees plenty of opportunity to further their practical skills in small groups (2-3 attendees per specimen).

Tim Barnett BSc(Hons), BVM&S, MSc, CertAVP, Dipl.ECVS, Dipl.EVDC-Eq, MRCVS – Rosssdales Equine Diagnostic Centre, UK
Christoph Lischer Dr.Med.Vet., Dipl.ECVS, Assoc.Member ECVDI, MRCVS – Freie Universität Berlin, Germany
Timo Zwick Dr.Med.Vet – Zahnstation Tierklinik Gessertshausen, Germany



New Developments in Diagnostic & Therapeutic Techniques of Equine Neck Conditions

Fri 3 - Sat 4 October

Mälaren Hästklinik AB, Stockholm, Sweden

Over the past two decades the equine cervical spine has been extensively researched and advanced imaging modalities like CT and CT-myelography have revolutionized diagnostic and therapeutic capabilities available to equine practitioners. This highly practical course will provide equine practitioners with the knowledge and practical skills to competently examine, diagnose and treat horses affected by neck conditions through the following practical sessions: Neurologic examination (ataxia vs. lameness), CSF tap techniques (incl. US-guidance), neck ultrasound, facet joint injections, x-ray of the neck/head, guttural pouch endoscopy, nerve blocks for headshakers, neck conditions case-discussions, cervical fusion surgery & myelogram demonstrations.

Jonathan Anderson BVM&S, Dipl.ACVS, MRCVS – Rainbow Equine Hospital, UK
Monica Aleman DVM, PhD, Dipl.ACVM – UC Davis, USA

Diagnostic & Therapeutic Workshop: Back, Sacroiliac & Pelvic Problems

Fri 9 - Sat 10 May

Equi Vet Serwis, Poznań, Poland

Many sports horses suffer from debilitating conditions affecting the back, pelvis and sacroiliac region. The topics covered through lectures and workshops on this course include, amongst others: up-to-date therapies; back, pelvic & hip ultrasound; saddle fit assessment and sacroiliac & facet joint injection techniques on VetPD equine anatomic replica simulators.

Andy Fiske-Jackson BVSc, MVetMed, FHEA, Dipl.ECVS, MRCVS – Royal Veterinary College, UK
Henk van der Veen DVM, Cert.ISELP – Lingehoeve Diergeneeskunde, The Netherlands
Helen Reader SMS Master Saddler, Master Harness Maker, Master Bridle Maker, Master Saddle Fitter and Qualified Bridle Fitter – HR Saddlery, UK



Orthopaedic Radiography & Comparative Imaging for Advanced Practitioners

Fri 14 - Sat 15 March

Dierenkliniek Equinox, near Antwerp, Belgium

Musculoskeletal imaging is discussed by comparing radiography with other complementary imaging modalities accessible to equine practitioners (especially ultrasound, but also MRI, CT and PET) through which additional information can be gained. The 9 hours of workshops (x-ray and ultrasound) on live horses and multi-modality case discussions provide plenty of opportunity for attendees to further develop their radiography, ultrasound and image interpretation skills under the supervision of equine diagnostic imaging clinicians.

Jonathon Dixon

BVetMed, MVetMed, Dipl.ECVDI, MRCVS – Rainbow Equine Hospital, UK

Annamaria Nagy

PhD, Dipl.ACVS MR, Dipl.ECVSMR – University of Veterinary Medicine Budapest, Hungary

Henk van der Veen

DVM, Cert.ISELP – Lingehoeve Diergeneeskunde, The Netherlands



Advances & Techniques in Orthopaedic Therapies

Fri 14 - Sat 15 November

Exact location to be confirmed, North-Eastern Germany

The following orthopaedic therapies will be interactively discussed via an evidence-based approach and the speakers will also explain how they personally use these modalities: Autologous conditioned serum & protein solutions, alcohol-facilitated ankylosis, PrP, acellular amnion, autologous vs. allogeneic stem cell therapy, new OA therapeutics (i.e. polyacrylamide hydrogel), bisphosphonates, Adequan/Cartrophen, nutraceuticals, intra-/extra-articular corticosteroid & hyaluronan, sports horse surgeries etc.. Alcohol-facilitated ankylosis of the distal tarsal joints and ultrasound-guided injections will be trained on equine specimens and simulators as part of the workshops.

Jonathan Anderson

BVM&S, Dipl.ACVS, MRCVS – Rainbow Equine Hospital, UK

Marc Koene

Dr.Med.Vet – Tierklinik Lüsche, Germany



Beyond Basics: Practical Medical Ultrasound

Fri 10 - Sat 11 October

Lingehoeve Diergeneeskunde Paarden, Lienden, Netherlands

Fri 5 - Sat 6 December

Percorso Cavalli, Pisa, Italy

This 2-day practical course is suitable for veterinarians from mixed and equine practice who are keen to develop and update their knowledge and especially their practical skills in medical ultrasound of the following anatomic regions: Abdomen – GI & non-GI organs (percutaneously & transrectally), thorax, eye, and jugular vein. The use of ultrasound for pleural drainage, for collecting biopsy samples and when working up foals will also be discussed. The panel of internationally renowned speakers/instructors will share common diagnostic pitfalls, erroneous image interpretations and practical tips with the attendees.

Gunther van Loon

DVM, PhD, Dipl.ECEIM, Ass.Member ECVDI – Ghent University, Belgium

Vikki Scott

BVetMed, MSc, Dipl.ACVM, MRCVS – University of Glasgow, UK



Advances in Equine Podiatry Workshop

Fri 24 - Sat 25 October Bjerke Dyrehospital, Oslo, Norway

Designed for veterinarians with experience in diagnosing and managing lameness caused by foot pain, this hands-on course focuses on farriery and therapeutic shoeing from the veterinary perspective. The program covers the anatomy and biomechanics of the foot, diagnostic approach and decision-making, followed by lectures on trimming, shoeing, different shoe types, what effect they have on the foot, how to examine the foot and how to approach specific foot problems. The hands-on practical and case-based sessions will give attendees plenty of opportunity to put theory into practice on live horses and limb specimens in small groups (2 vets per specimen) and to discuss all aspects of foot trimming, shoeing, foot radiography and general farriery under the supervision of two world-renowned experts.

Michael Schramme
Simon Curtis

DVM, CertEO, PhD, Dipl.ECVS, Dipl.ACVS, Dipl.ECVSMR, Assoc. LA-ECVDI – VetAgro Sup, France
FWCF, BSc (hons), PhD, HonAssocRCVS – Consultant, United Kingdom



Neonatology for Equine Practitioners – 1st Opinion Practice

Tue 28 - Wed 29 January Mälaren Hästklirik AB, Stockholm, Sweden

The lectures and practical sessions of this course provide the equine practitioner with the knowledge and practical skills to confidently deal with the neonatal and post-neonatal foal in first opinion practice and the decision making when to refer to a dedicated neonatal intensive care unit. The hands-on practical sessions include placement of over-the-wire catheters and bandaging/splinting/casting, and there will be case-based PowerPoint discussions on imaging of the foal in the field.

Pam Wilkins
Emily Floyd

DVM, MS, PhD, Dipl.ACVM, Dipl.ACVECC – University of Illinois, USA
BVSc, Dipl.ACVM, MRCVS – Rossdales Equine Hospital, UK


Advanced Equine Neonatology – Referral Hospital

Fri 31 January - Sat 1 February Lingevoe Diergeneeskunde Paarden, Lienden, Netherlands

This course is aimed at equine practitioners who have attended the course on Neonatology in 1st Opinion Practice or vets with a good working knowledge in equine neonatology. The lectures and case-based topical discussions focus on advanced foal care of the critically ill foal requiring a hospital setting. Delivered by a distinguished group of hand-picked experts, this course is specifically designed for the veterinarian working in a dedicated neonatal intensive care unit.

Pam Wilkins
Emily Floyd
Vikki Scott

DVM, MS, PhD, Dipl.ACVM, Dipl.ACVECC – University of Illinois, USA
BVSc, Dipl.ACVM, MRCVS – Rossdales Equine Hospital, UK
BVetMed, MSc, Dipl.ACVM, MRCVS – University of Glasgow, UK



Joint & Tendon Sheath Ultrasound & Therapies Skills Workshop

Fri 10 - Sat 11 October
Fri 7 - Sat 8 November

Pferdekllinik Pasterk Ebreichsdorf, Vienna, Austria
Mälaren Hästklinik AB, Stockholm, Sweden

This two-day practical course provides veterinarians with the theoretical and practical skills to competently perform ultrasonography of every joint and tendon sheath of the front- and hindlimb. During the 7 hours of small group sessions (2 – 4 attendees/ultrasound machine) attendees will have ample opportunity to further develop their skills and discuss joint therapies at the following stations: Coffin, Pastern & Fetlock Joints; Carpus & Carpal Sheath; Digital Flexor Tendon Sheath & Shoulder Joint; Tarsus, Tarsal Bursae & Sheath; Stifle Joint.

Roger Smith
Carolin Gerdes

MA, VetMB, PhD, DEO, FHEA, Dipl.ECVSMR, Dipl.ECVS, ECVDI Assoc., FRCVS – Royal Veterinary College, UK
MedVet(Hanover) – Pferdekllinik Hochmoor, Germany



Endoscopic Procedures Workshop: Gastrointestinal & Respiratory Conditions

Fri 14 - Sat 15 March

Equi Vet Serwis, Poznań, Poland

This two-day practical course was developed to provide practitioners with an update on equine endoscopy, respiratory conditions and especially with the practical skills to perform most routine diagnostic endoscopic procedures currently used in equine practice. The internationally renowned specialists will be sharing invaluable tips/tricks during the 7 hours of practical sessions on live horses/specimens, which will cover the upper/lower respiratory tract (incl. TW/BAL), overground endoscopy, sinuscopy, oral endoscopy & gastroscopy etc.

Patrick Pollock
David Sutton

BVMS, PhD, CertES(Soft Tissue), Dipl.ECVS, FHEA, FRCVS – University of Glasgow, UK
MA, VetMB, PhD, CertEM(IntMed), Dipl.ECEIM, MRCVS – University of Glasgow, UK



We are continuously developing new courses and strive to meet your individual professional development needs. Please contact us if you would like us to run a course on a specific topic which is of particular interest to you.

Call: +44 (0)1234 817123

Email: info@vetpd.com

2025 Destination Events

18 - 23 January

Exclusive Equine Ski Event - Spa Hotel Seiblishof *****, Ischgl, Austrian Alps

16 - 22 November

All-Inclusive Safari Event - Dinokeng Game Reserve, near Johannesburg, South Africa

2025 Workshops by Country

Austria	Vienna	29 - 30 August	Advanced Mare Reproduction
		10 - 11 October	Joint & Tendon Sheath Ultrasound and Therapies Skills Workshop
Belgium	Kasterlee	14 - 15 March	Orthopaedic Radiography & Comparative Imaging for Advanced Practitioners
Czech Republic	Pardubice	31 October - 1 November	Oral Dental Extraction Techniques
Finland	Helsinki	15 - 16 February	Ultrasound-Guided Orthopaedic Injection Techniques & Therapies
Germany	Northern Germany	21 - 22 March	Practical Cardiology for Equine Practitioners
		24 - 25 October	Advanced Ophthalmology
		14 - 15 November	Advances & Techniques in Orthopaedic Therapies
	Berlin	28 - 29 March	Ultrasound-Guided Orthopaedic Injection Techniques & Therapies
		28 - 29 November	Oral Dental Extraction Techniques
	Hannover	21 - 22 February	Internal Medicine Challenges for Advanced Practitioners
	Frankfurt	4 - 5 April	Introduction to Advanced Surgical Dental Extraction Techniques
		5 - 6 December	Equine Head Trauma/Conditions & Sinus Access – A Practitioner's Approach
	Nuremberg	7 - 8 March	Modern Diagnostic & Therapeutic Techniques in Equine Dentistry
		5 - 6 September	Donkey Medicine & Surgery
	Munich	4 - 5 April	Sports Horse Medicine & Orthopaedics Workshop
		26 - 27 September	Advanced Equine Cardiology
Italy	Pisa	5 - 6 December	Beyond Basics: Practical Medical Ultrasound
Netherlands	Leiden	31 January - 1 February	Advanced Equine Neonatology – Referral Hospital
		10 - 11 October	Beyond Basics: Practical Medical Ultrasound
Norway	Oslo	24 - 25 October	Advances in Equine Podiatry Workshop
Poland	Poznan	14 - 15 March	Endoscopic Procedures Workshop: Gastrointestinal & Respiratory Conditions
		9 - 10 May	Diagnostic & Therapeutic Workshop: Back, Sacroiliac & Pelvic Problems
		26 - 27 September	Hindlimb Lameness Diagnostics & Therapeutics Workshop
Sweden	Stockholm	28 - 29 January	Neonatology for Equine Practitioners – 1st Opinion Practice
		3 - 4 October	New Developments in Diagnostic & Therapeutic Techniques of Equine Neck Conditions
		7 - 8 November	Joint & Tendon Sheath Ultrasound & Therapies Workshop
Switzerland	Basel	2 - 3 May	Hindlimb Lameness Diagnostics & Therapeutics Workshop
		19 - 20 September	Modern Diagnostic & Therapeutic Techniques in Equine Dentistry
United Kingdom	Guildford	28 - 29 November	Ultrasound-Guided Orthopaedic Injection Techniques & Therapies



RACE
Approved

All-inclusive Safari Event

25 hrs Safari; 26 hrs of lectures/case discussions & 38 hrs of wetlabs on live horses/specimens

16 - 22 November 2025, Dinokeng Game Reserve, South Africa

(1h from Johannesburg Airport)



Natasha Werpy
Harold Schott
Henk van der Veen
Annette Petersen
Christina Eberhardt
Graeme Piketh

DVM, Dipl.ACVR – Ocala Equine Hospital, USA
DVM, PhD, Dipl.ACVM – Michigan State University, USA
DVM, Cert.ISELP – Lingehoeve Diergeneeskunde, The Netherlands
Dr.Med.Vet., Dipl.ACVD – Michigan State University, USA
DVM, Dr.med.vet, Dipl.ACVM – University of Pretoria, South Africa
BVSc, MSc – University of Pretoria, South Africa



- Dermatology
- Orthopaedics & Lameness Diagnostics
- Musculoskeletal Ultrasound
- Radiography & Radiology
- Advanced Imaging
- Internal Medicine



 facebook.com/VetPD
 @VetPD
 [vetpd_ltd](https://www.instagram.com/vetpd_ltd)

t: +44 (0) 1234 817123
f: +44 (0) 8723 315668
info@vetpd.com
www.vetpd.com